

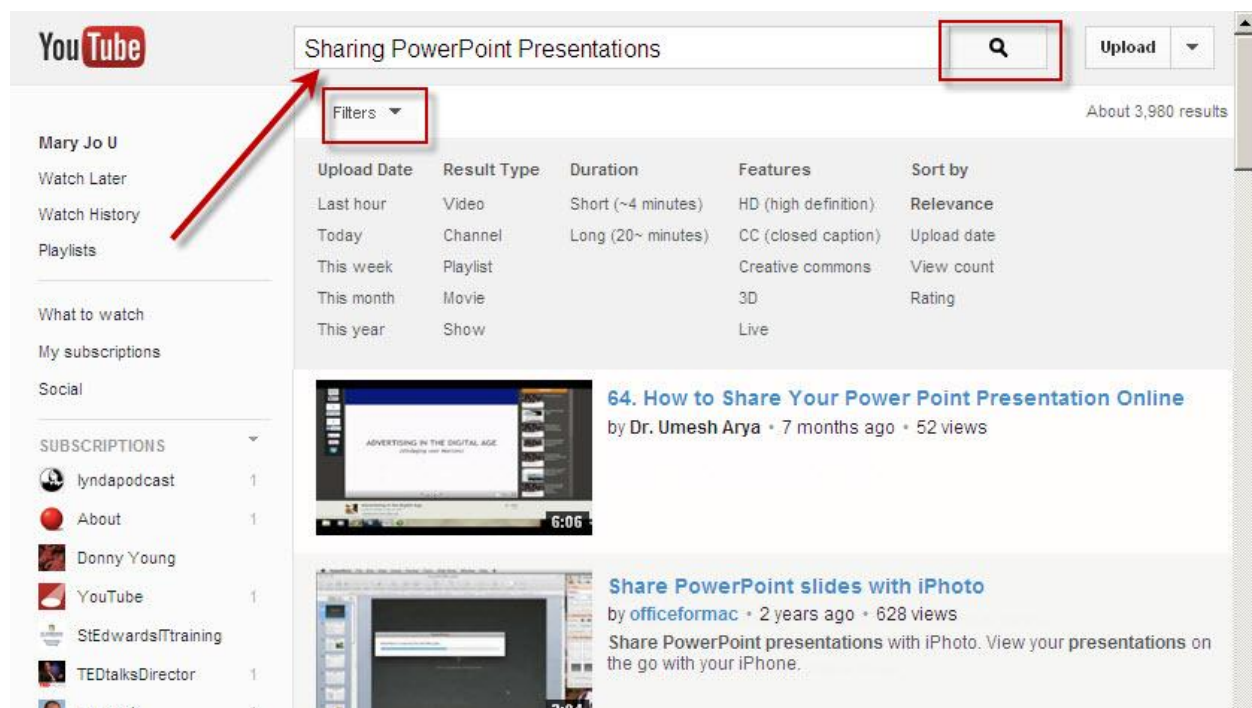
# YouTube for Teaching HANDOUT

## Discover New Videos

### Search


Type a phrase, keyword, or video title into the search bar.

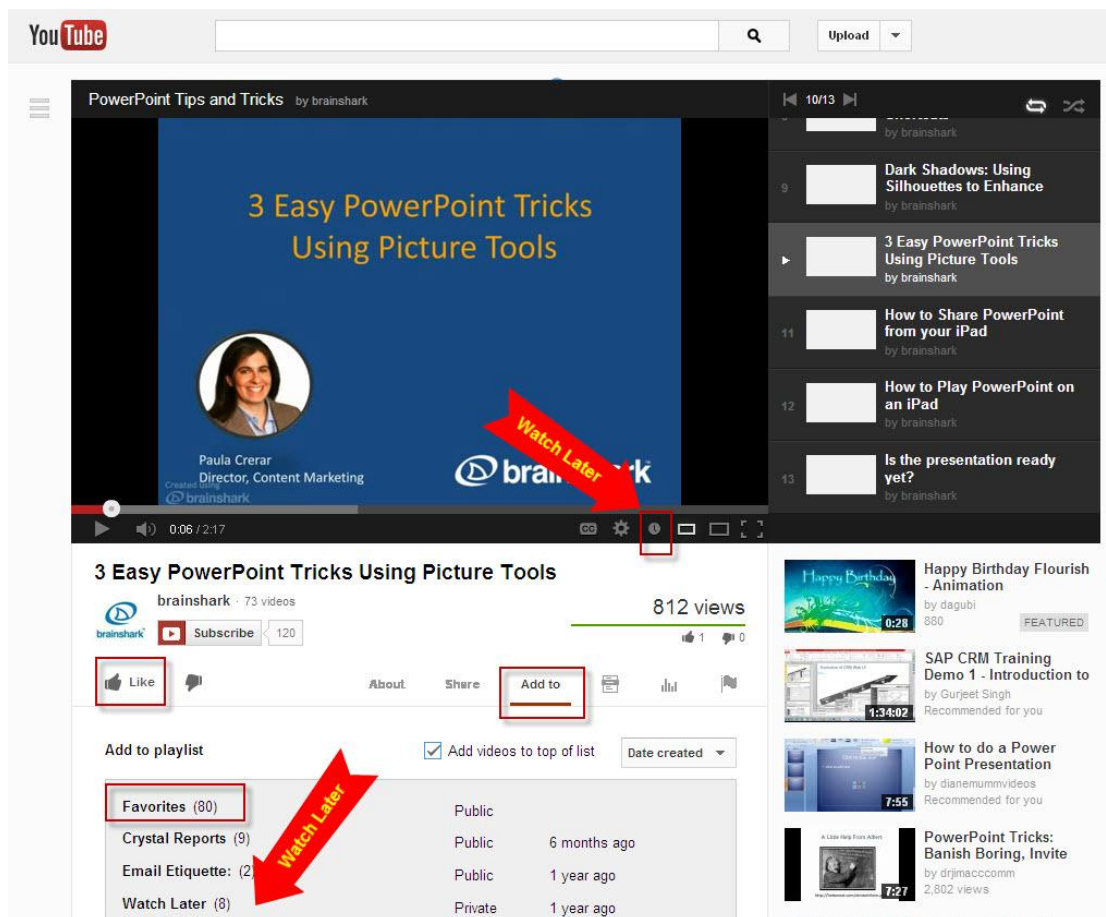
From the results page, click Search Options to view filters and narrow your results. Use Related Search options to refine your search



**Save it**

When you find what you like you can:

1. Like it by clicking the  Thumbs Up signal.
2. Indicate you want to “watch it later” by clicking on the clock below the video
3. Add it to a variety of “lists” by clicking on the **add to** link and selecting:  
 Watch Later list or  
 Favorites or  
 New or existing Playlist

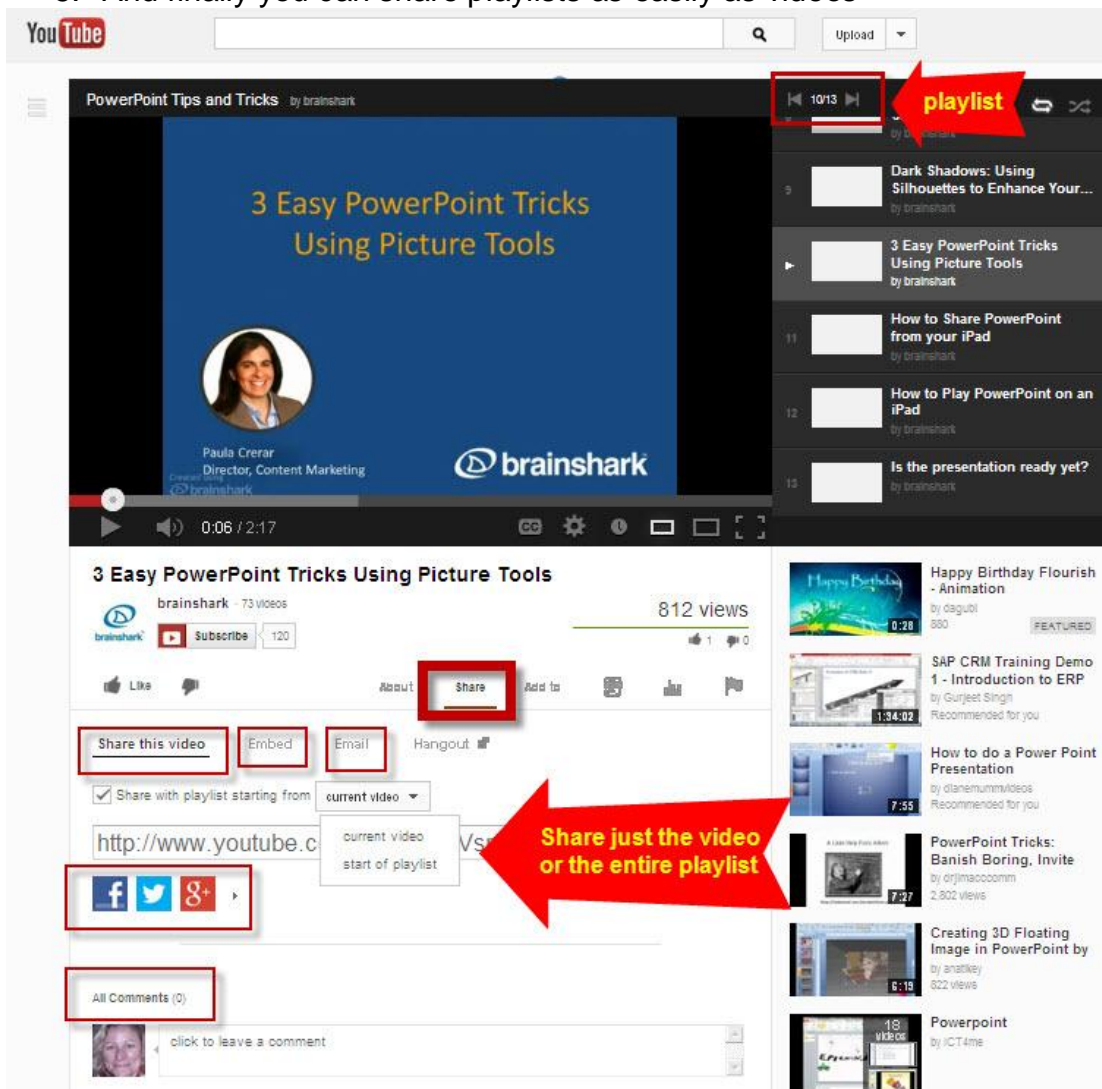


### Share it

Often we want to share videos we have created or found with our colleagues or families. YouTube gives you all kinds of ways to share things.

Of course there is the ever more present facebook, twitter, google, + a whole lot more including my personal favorite, Pinterest. But if you are shy about these things you can always use the short URL, email or embed codes.

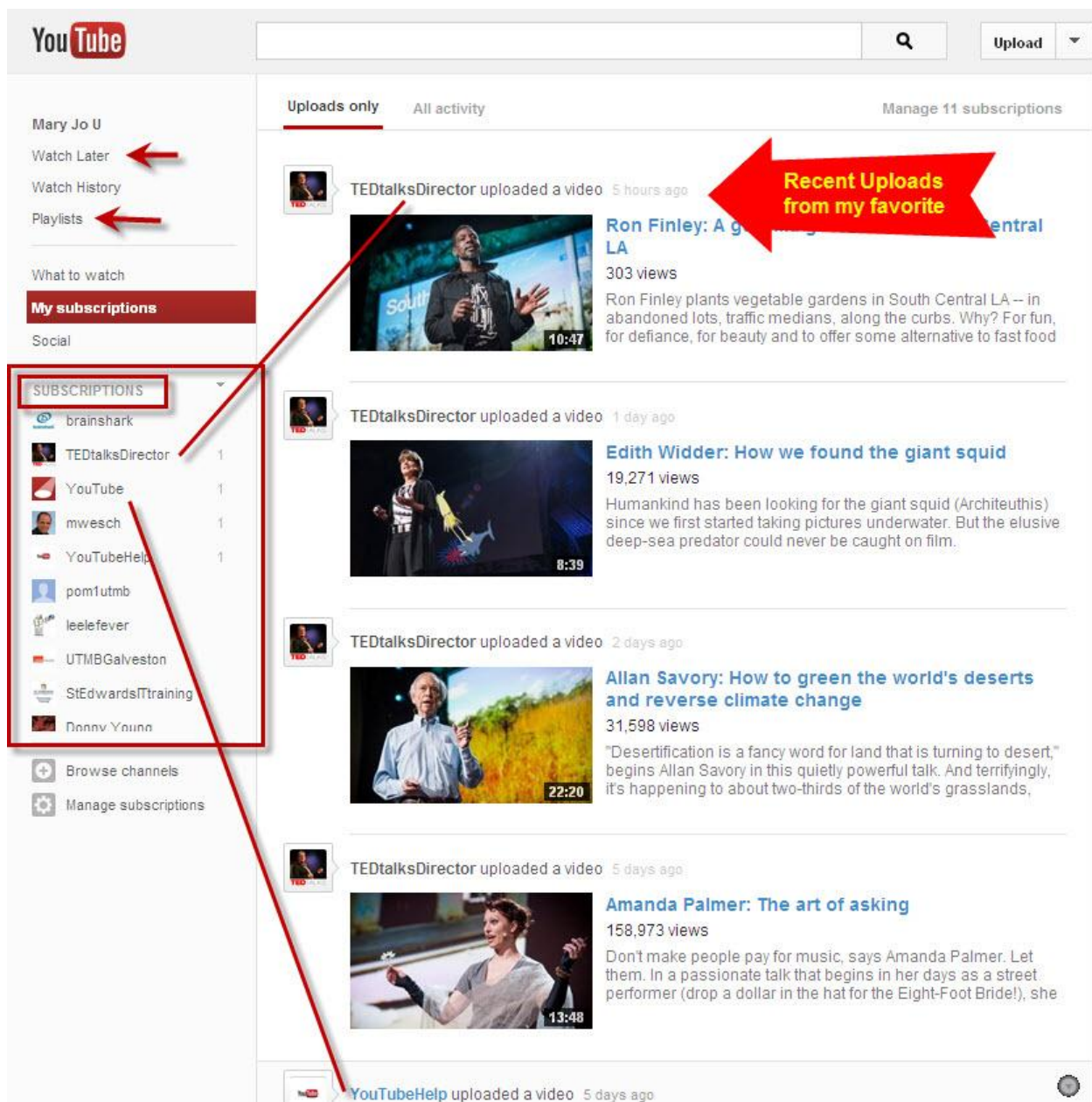
1. The short URL lets you start at a specific time in the video.
2. Embed code can be created to insert in web-pages or blogs and allows you to create a window of varying sizes.
3. Email will create and send an email from within YouTube.
4. You can leave comments on videos as well
5. And finally you can share playlists as easily as videos



### Subscribe to Channels

If you really like a style of a learning videos or if you appreciate a person's video log (vlog) perspective and you want to know **when they post new content**, you can subscribe to their channel.

Change your notification preferences by clicking "Manage X subscription". Personalize each subscription to get email notifications or just include new video activity.





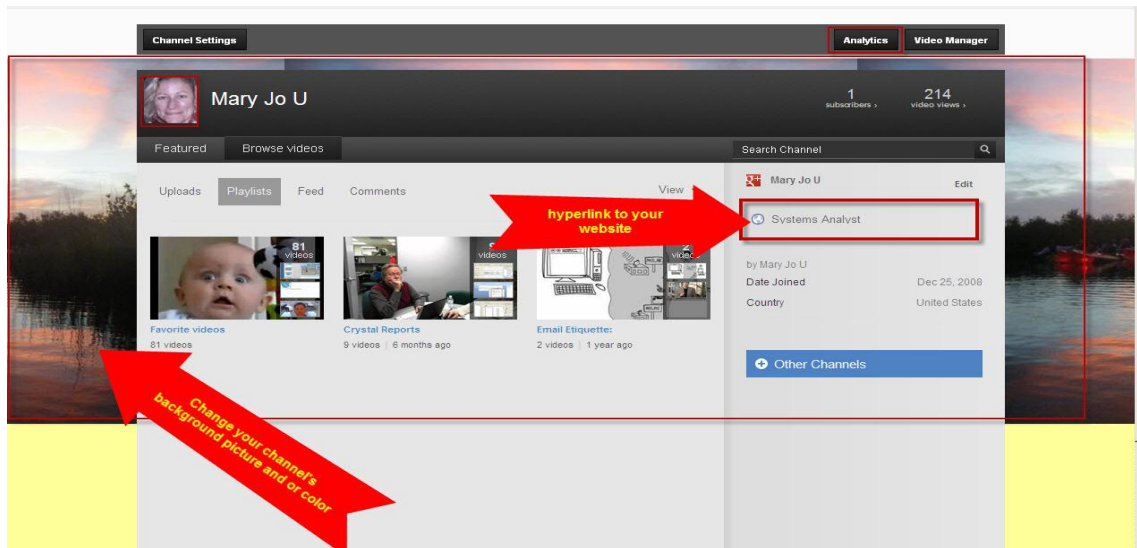
## Customize your Own Channel

You can change the background color and or picture

Add information about yourself

Add a hyperlink to your website or other relevant websites

View Analytical information about who is visiting you



## Playlists

You can add videos to a playlist or create a new playlist by clicking the "Add to" button beneath the video. Playlist are much like music playlist where videos will run consecutively or in a randomly assigned order. When you place something in your watch later list or your Favorites, it is automatically placed in a Playlist under that name. Often when you watch a video, it is a playlist or a video in a playlist series. These lists can be referred to or embedded or emailed just like a single video.

How to make a playlist at <http://youtu.be/Xmllted2Dy4>

## Embedding to Share

Embedding YouTube Videos into web pages:

<http://support.google.com/youtube/bin/answer.py?hl=en&answer=171780>

Embedding YouTube Videos into PowerPoint 2010 / 2013 presentations:

<http://office.microsoft.com/en-us/powerpoint-help/embed-in-or-link-to-a-video-from-your-presentation-HA010374729.aspx>

Note: these instructions seem to change often!

Created for TxDLA 2013

5

Mary Jo Urbani and Bruce Niebuhr